



the
gallery
collection

DUAL REBATED
HIGH PERFORMANCE
COMPOSITE DOORS

Why choose a Gallery Door?

When it comes to choosing the perfect door, there are several deciding factors that need to be considered:

Style and Elegance

Of course you want something that looks stunning and the Gallery Door delivers beauty and finesse in abundance. Available in a wealth of colours and with attractive door furniture and dazzling glass designs to compliment the door, you can rest assured that you will find a style that best suits your home.

Secured by Design



Official Police Security Initiative

Security

Gallery Doors have been subjected to PAS23 and PAS24 security testing under the Police recommended

Secured by Design standard. All Gallery Doors come with hook locks and compression rollers as standard so you and your loved ones are safe and secure behind your new Gallery door.

Environmental and Energy Considerations

Our doors are the thickest on the market today at 68mm front to back. That makes them some 55% thicker than the standard 44mm offered by other brands. This extra depth, along with the use of a high-density polyurethane foam core, substantially reduces heat loss by as much as 85% compared to traditional timber doors. That means superior thermal performance with a U-Value of just

0.85Wm²K on a solid door, while the timber free construction makes it more environmentally friendly. All this adds up to a more energy efficient composite door solution, keeping you and your family warm and saving you money on heating bills.

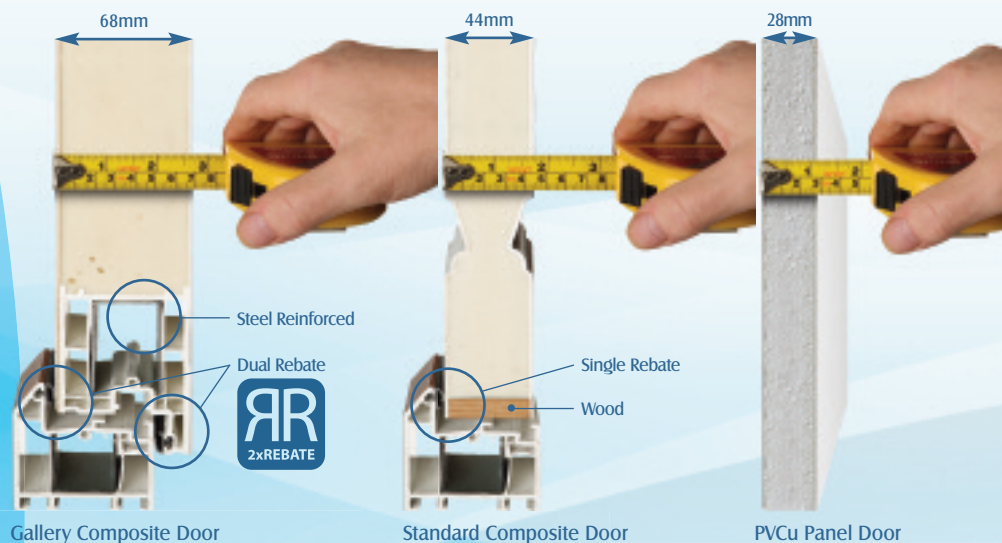


Made to Measure

Every gallery Door is made individually and built to fit your home. We don't buy in a container of doors and then shave a few mm's off here and there to make it fit. We take your individual measurements and build up the door from scratch to your specifications. The results are a perfect fit, first time, all the time and the knowledge that your Gallery Door was lovingly crafted just for you.



Can You 'Spot the Difference'



Gallery Composite Door

Standard Composite Door

PVCu Panel Door

The Gallery Door is a Composite door with a difference. Unlike many other common Composite doors, the Gallery range offer steel reinforced sections as opposed to wood. They are impressively sturdy with a 68mm thickness where lesser doors offer only 44mm. Gallery Doors are dual rebated. A rebate is essentially a deep groove that is cut into the edge of a door frame to allow a tighter fit. Thus, a single rebate is a frame that has one of these grooves, and a dual rebate is a frame that has more than one. Dual rebate frames are 55% thicker and offer the homeowner more security. So it's probably not that difficult a question...of course you can Spot the Difference!

Door Colours



Door Styles



Clermont

This classic four panel door design is probably our most popular style and would grace any home, being suitable for many decorative glass designs.

Crystal Diamond Glass

Glass
Options
Available
See P14



Classic Glass



Finesse Glass



Flair Glass




Zinc Art Abstract Glass



Elderton Glass



Retro Glass



Glass Options Available See P14

Crystal Harmony Glass




Glass Options Available See P14


Crystal Bohemia Glass




Fleur Glass



Zinc Art Elegance Glass



Brass Art Clarity Glass



Lead Options Available See P14

Eternity Glass*



Optional Door Style

The Keller offers a dual glazed arched top version of the Clermont allowing for a pleasing curved alternative glazing option.

* Decorative Glass not available in Keller door style

Keller



Noble

An very traditional and popular door style with its appealing and elegant 'half moon' arched top. For greater privacy, all glazing styles are available in our Olsson door style.

Flair Glass



Classic Glass




Finesse Glass



Zinc Art Elegance Glass



Brass Art Clarity Glass



Lead Options Available See P14

Zinc Art Abstract Glass



Retro Glass



Glass Options Available See P14

Crystal Harmony Glass



Glass Options Available See P14

Crystal Bohemia Glass



Glass Options Available See P14

3-Drop Diamond Glass




Glass Options Available See P14

Elderton Glass



Fleur Glass



Optional Door Styles

These three alternatives use half moon with and without Georgian bars to make a perfect entrance door for a house of any age. The Parkes adds even more light with the addition of dual glazed panels.

Olsson

Miller




Parkes



Jacobs

An appealing and traditional look that lets the design of decorative glass flow through from the lower to the higher level, providing an attractive ensemble to the 6 panel door.

Finesse Glass



Classic Glass



Flair Glass



Zinc Art Elegance Glass



Zinc Art Abstract Glass



Elderton Glass



3-Drop Diamond Glass



Glass Options Available See P14

Crystal Harmony Glass



Glass Options Available See P14

Crystal Bohemia Glass



Glass Options Available See P14

Fleur Glass



Retro Glass



Glass Options Available See P14

Zinc Art Clarity Glass



Lead Options Available See P14

Optional Door Styles

For properties directly on the street, privacy can be gained with the dual glazed top panels or a complete solid finish with no glazing.

Barron



Abbott



Duke

Ever popular as a front or back door option, providing excellent light and space for decorative glass to be displayed.

Crystal Harmony Glass

Glass
Options
Available
See P14



Zinc Art Abstract Glass



Brass Art Clarity Glass



Retro Glass



Glass Options Available See P14

Crystal Bohemia Glass



Glass Options Available See P14

3-Drop Diamond Glass



Glass Options Available See P14

Crystal Diamond Glass



Glass Options Available See P14

Fleur Glass



For our full range of textured backing glass See P14

Elderton Glass



Zinc Art Elegance Glass



Optional Door Style

For a classic finish that also makes the best use of a large glazing area, the Earle adds Georgian Bars to complete the perfect front or back door.


Earle



Lawson

A beautiful option for a front door with its gracefully arched large glazing that allows plentiful light and a full display of decorative glass.


Zinc Art Abstract Glass



Zinc Art Elegance Glass



Brass Art Clarity Glass



Retro Glass



Glass Options Available See P14

Crystal Harmony Glass



Glass Options Available See P14

Fleur Glass



Crystal Diamond Glass



Choice of Bevelled Glass or Colour Film See P14

Crystal Bohemia Glass



Glass Options Available See P14

3-Drop Diamond Glass



Glass Options Available See P14



Decorative Glass Colour Options

The following decorative glass designs are available in a choice of colour options, allowing you to complement or contrast the glass design with your chosen door colour.

With the Crystal Bohemia, Crystal Diamonds/3-Drop Diamonds and Crystal Harmony designs, we recommend using a textured backing glass (see opposite).




Retro - Red

Retro - Red

Retro - Red

Retro - Red



Crystal Bohemia - Grey

Crystal Bohemia - Blue

Crystal Bohemia - Green

Crystal Bohemia - Red



Crystal Harmony - Grey

Crystal Harmony - Blue

Crystal Harmony - Green

Crystal Harmony - Red



Crystal Diamond

3-Drop Diamond - Grey

3-Drop Diamond - Blue

3-Drop Diamond - Green

3-Drop Diamond - Red

Clarity Lead Options

With our Clarity decorative glass designs, you have the option to choose between genuine Brass or polished Zinc lead.



Backing Glass Options


With our Crystal Bohemia, Crystal Diamonds, Crystal Harmony, 3-Drop Diamonds and Fleur glass designs, we recommend a textured backing glass is used to add an extra level of privacy. You can also specify them for use with our Earle, Miller and Parkes door styles.



Cathedral



Cotswold



Pinpoint

Hardware Options




Letterplate



Lever/Lever Handle

Now Available
Swept Handle



Horsetail Knocker



Spyhole Knocker




Knocker




Spyhole*


Finishes Available




Bright Chrome



Bright Gold




Satin Bronze




Graphite



Antique Black



Black



White

* Only available in Chrome and Gold Finishes

the
gallery
collection

Lister Trade Frames
Unit 2 Govan Road, Fenton Industrial Estate
Stoke on Trent, ST4 2RS

Telephone: 0800 953 3633

www.gallery-doors.com

Due to the limitations in photographic and printing processes, actual colours may vary from those illustrated in this brochure and should be used for guidance purposes only and recommend that you ask to see samples and colour swatches before your purchase. We reserve the right to alter specifications without prior notice.